



Rayat Shikshan Sanstha's

Savitribai Phule Mahila Mahavidyalaya, Satara.

(Arts-Commerce(UG&PG)-BCA-B.Voc in Nursing

Satara-415001 (Maharashtra)

Affiliated to Shivaji University, Kolhapur

E-mail: savitribai_phule@yahoo.com Web. - www.spmmedu.in

Student Satisfaction Survey (SSS)

ACADEMIC YEAR: 2021-22

INTERNAL QUALITY ASSURANCE CELL

Student Satisfaction Survey (SSS) on overall institutional performance

Report

Maximum students are satisfied with the completion of the syllabus in the class as per the university norms as 80% students have responded that more than 80% syllabus is covered. Majority of students i.e. 96% students appreciate teachers' skills of communication. 80% students find the teachers' communication ability effective. Also teachers' approach to teaching is found excellent by 56% students and very good by 32% students. Overall the teachers' approach to teaching is helpful for the students. Internal evaluation process is found to be fair by 74% students. 26 % students might have some queries regarding internal evaluation process. The institute would take necessary action to strengthen internal evaluation process. The performance of the students is discussed with the students and 75% students are benefitted with it. The institute arranges internship, students exchange, field visits to provide varied learning experience and also to develop the students' employability. The institute would arrange more internship and field visit activities as per students' suggestion. Also Trade Fair and Short Term Courses Project Exhibition is organized to give the students opportunity to undertake more projects.

The most of the students have been provided with academic and other guidance through Mentor-Mentee scheme, socio-psycho Cell which facilitates cognitive, social and emotional growth. Students get multiple opportunities to learn and grow through guest lectures, workshop, short term courses, wallpaper, field visits, etc which is reflected in the positive response of about 90% students. Mentor-Mentee scheme has maintained a regular follow-up with 76% students. The institute would strengthen mentor-mentee scheme for remaining few students. 75% students are satisfied with the teachers' explanation with examples and applications. More than 75% students are satisfied with the teachers' ability to identify strengths and weaknesses and provide learning experiences accordingly and also using student-centric teaching methods.

About 94% students acknowledge the institute's efforts in providing qualitative teaching learning process. About 90 % students agree that the teachers encourage them to participate in extracurricular activities. 52% teachers make use of ICT tools in teaching. The institute would encourage more teachers to make use of ICT tools in their teaching. 94% students feel that overall quality of teaching-learning process in the institute is good.

Overall analysis:

About 90% students are satisfied with the teaching process, departmental library, class & laboratory facilities, internet and support provided by the departments. 90% students responded positively regarding the facilities provided- office administration, security, Competitive examinations guidance, Career oriented / Short term courses, Drinking water facility, Hostel facility, Library facility, Toilet and Sanitary facility, Sport facility, Parking facility. The students would be provided with Canteen facility as per students' suggestion. More needy students would be given Earn and Learn scheme benefits.

Somphale
IQAC
Co-ordinator

Savitribai Phule
Principal
Savitribai Phule Mahila Mahavidyalaya
SATARA.





Rayat Shikshan Sanstha's

Savitribai Phule Mahila Mahavidyalaya, Satara.

Academic Year: 2021-22

Student Satisfaction Survey (sss)

Statistical Analysis

Question No.	Points	Response in %					Total Response
		85 to 100%	70 to 84%	55 to 69%	30 to 54%	Below 30%	
1	How much of the syllabus was covered in the class?	85 to 100%	70 to 84%	55 to 69%	30 to 54%	Below 30%	509
		313	150	41	5	0	
2	How well did the teachers prepare for the classes?	Thoroughly	Satisfactorily	Poorly	Indifferently	Won't teach at all	509
		257	227	17	2	6	
3	How well were the teachers able to communicate?	Always effective	Sometimes effective	Just satisfactorily	Generally ineffective	Very poor communication	509
		396	85	19	5	4	
4	The teacher's approach to teaching can best be described as	Excellent	Very Good	Good	Fair	Poor	509
		285	160	61	2	1	
5	Fairness of the internal evaluation process by the teachers.	Always fair	Usually fair	Sometimes unfair	Usually unfair	Unfair	509
		376	104	16	10	3	
6	Was your performance in assignments discussed with you?	Every time	Usually	Occasionally/Some times	Rarely	Never	509
		378	88	14	16	13	

7	The institute takes active interest in promoting internship, student exchange, field visit opportunities for students	Regularly	Often	Sometimes	Rarely	Never	509
		341	72	67	22	7	
8	The teaching and mentoring process in your institution facilitates you in cognitive, social and emotional growth.	Significantly	Very well	Moderately	Marginally	Not at all	509
		248	234	18	6	3	
9	The institution provides multiple opportunities to learn and grow.	Strongly Agree	Agree	Neutral	Disagree	Strongly Disagree	509
		280	181	39	4	5	
10	Teachers inform you about your expected competencies, course outcomes and programme outcomes	Every time	Usually	Occasionally/Sometimes	Rarely	Never	509
		373	120	13	2	1	
11	Your mentor does a necessary follow-up with an assigned task to you.	Every time	Usually	Occasionally/Sometimes	Rarely	I don't have a mentor	509
		386	89	22	6	6	
12	The teachers illustrate the concepts through examples and applications.	Every time	Usually	Occasionally/Sometimes	Rarely	Never	509
		380	100	20	9	0	
13	The teachers identify your strengths and encourage you with providing right level of challenges.	Fully	Reasonably	Partially	Slightly	Unable to	509
		357	115	28	6	3	

14	Teachers are able to identify your weaknesses and help you to overcome them.	Every time	Usually	Occasionally/Sometimes	Rarely	Never	509
		387	87	23	6	6	
15	The institution makes effort to engage students in the monitoring, review and continuous quality improvement of the teaching learning process	Strongly Agree	Agree	Neutral	Disagree	Strongly Disagree	509
		319	156	30	2	2	
16	The institute/ teachers use student centric methods, such as experiential learning, participative learning and problem solving methodologies for enhancing learning experiences.	To a great extent	Moderate	Somewhat	Very little	Not at all	509
		353	115	27	12	1	
17	Teachers encourage you to participate in extracurricular activities.	Strongly Agree	Agree	Neutral	Disagree	Strongly Disagree	509
		337	144	18	9	1	
18	Efforts are made by the institute/ teachers to inculcate soft skills, life skills and employability skills to make you ready for the world of work.	To a great extent	Moderate	Somewhat	Very little	Not at all	509
		355	115	21	14	4	
19	What percentage of teachers use ICT tools such as LCD projector, Multimedia, etc. while teaching.	Above 90%	70 – 89%	50 – 69%	30 – 49%	Below 29%	509
		266	178	43	15	7	

20	The overall quality of teaching-learning process in your institute is very good.	Strongly Agree	Agree	Neutral	Disagree	Strongly Disagree	509
		328	145	32	2	2	

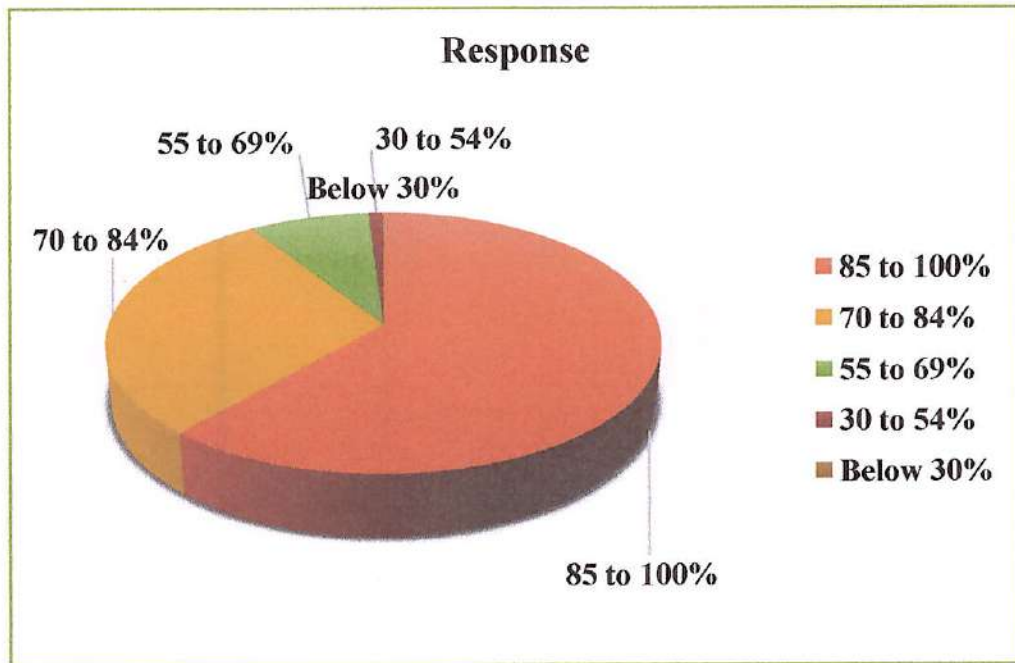
Sonphale
IQAC
Co-ordinator

Savitribai Phule
Principal
 Savitribai Phule Mahila Mahavidyalaya
 SATARA.

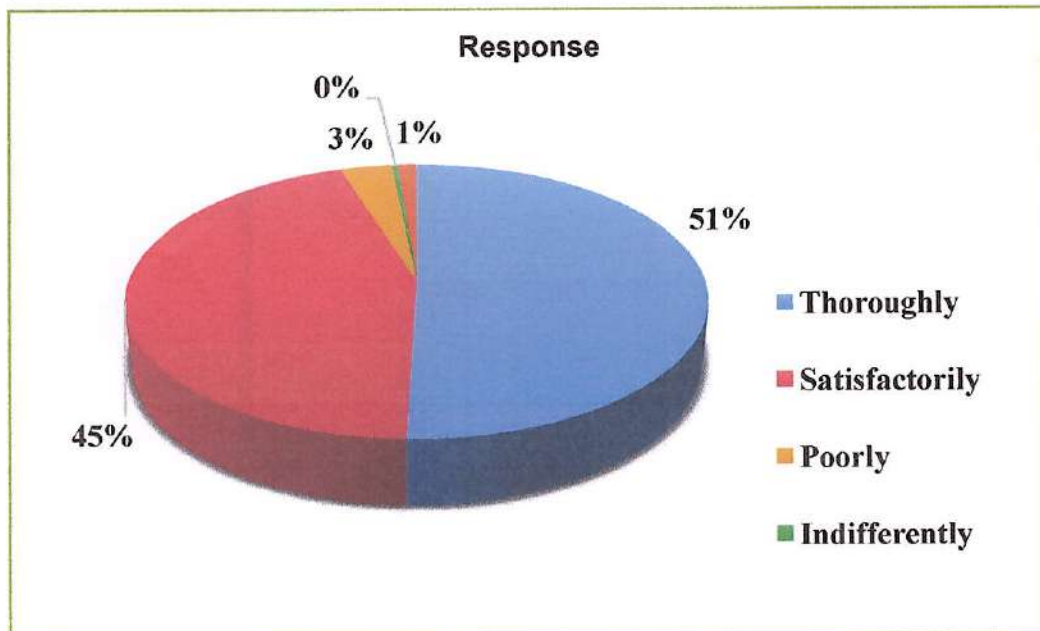


2.7.1 Student Satisfaction Survey (SSS) on overall institutional performance (Institution may design the questionnaire) (results and details be provided as weblink)

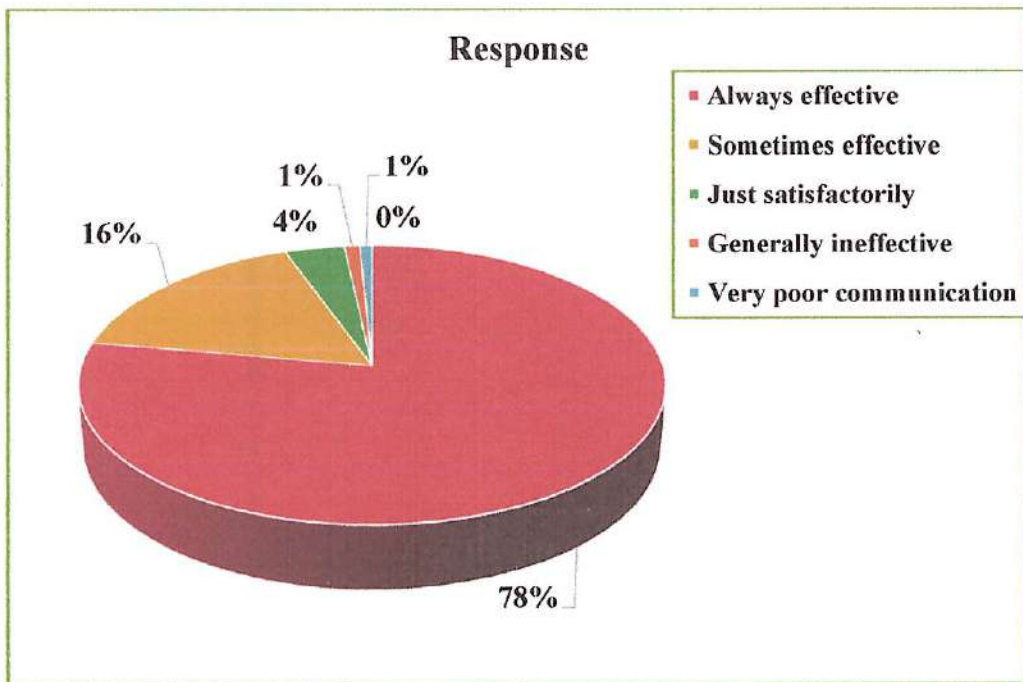
1. How much of the syllabus was covered in the class?



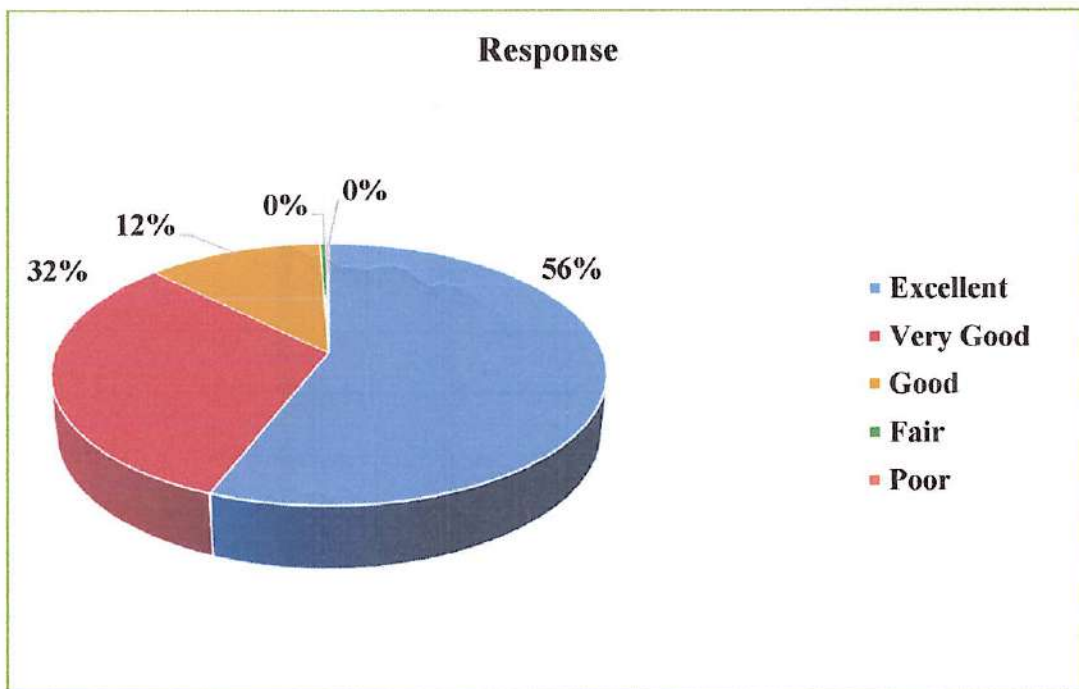
2. How well did the teachers prepare for the classes?



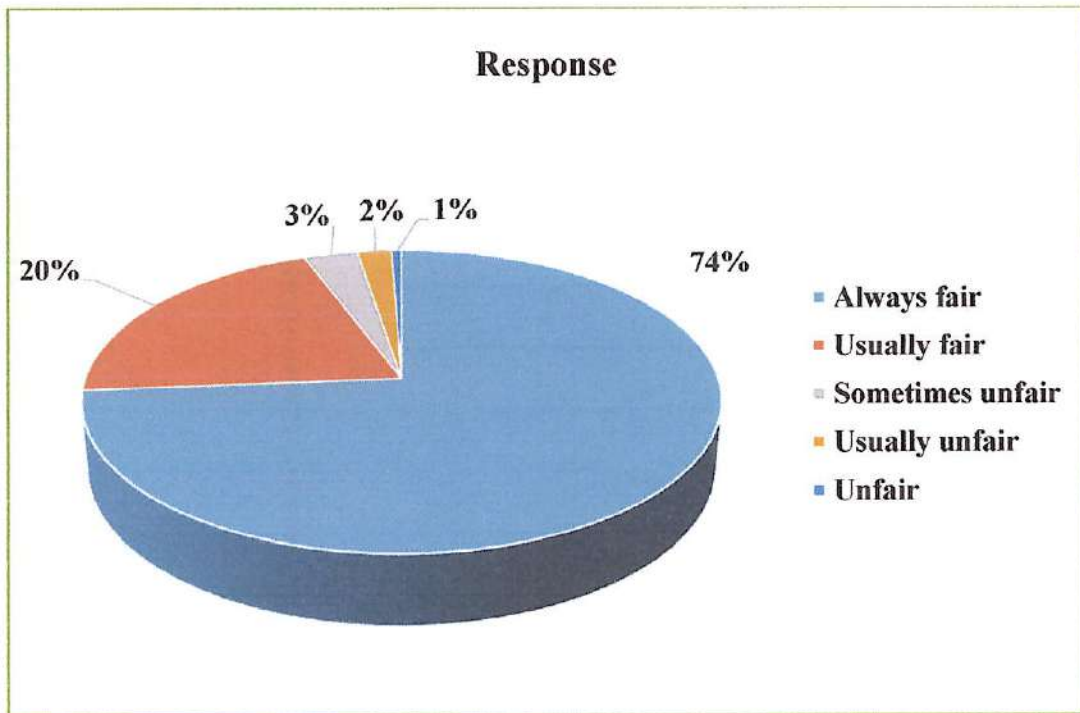
3. How well were the teachers able to communicate?



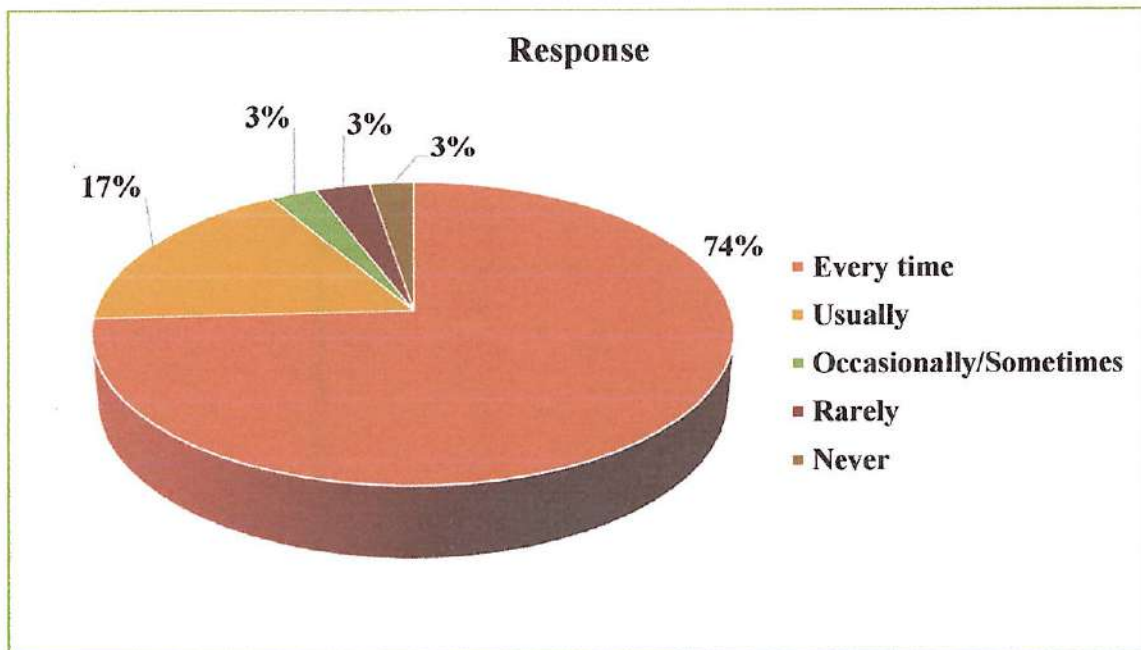
4. The teacher's approach to teaching can best be described as



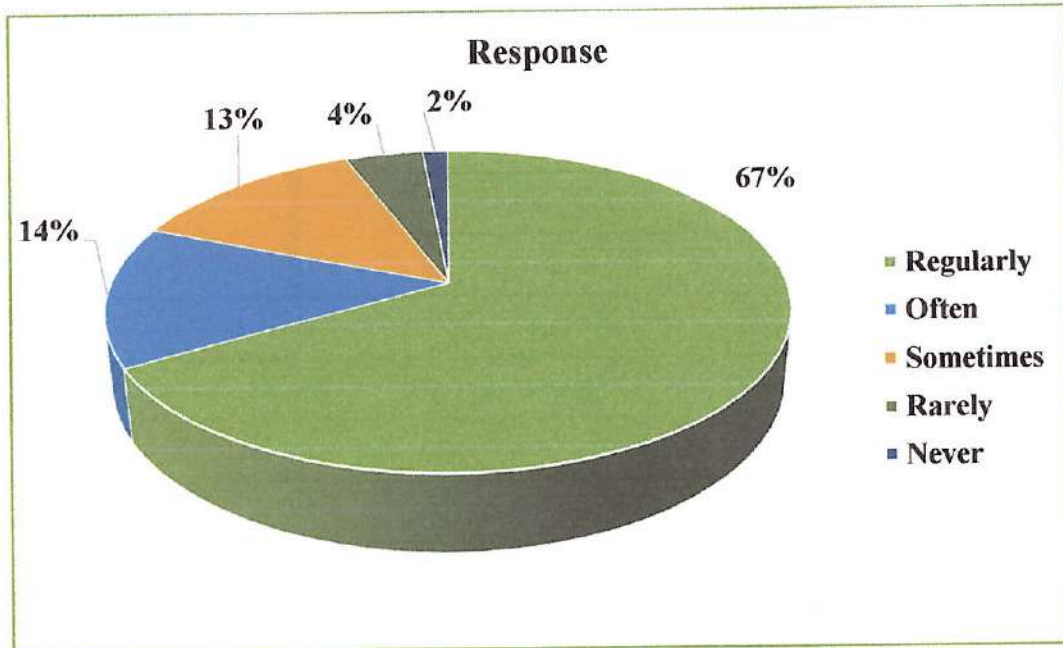
5. Fairness of the internal evaluation process by the teachers.



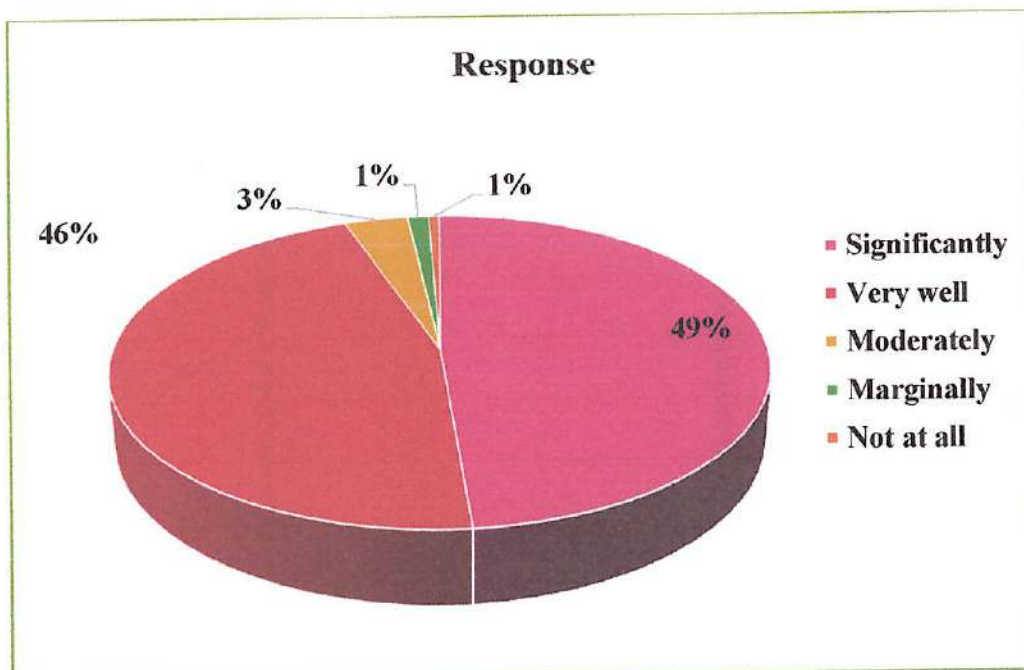
6. Was your performance in assignments discussed with you?



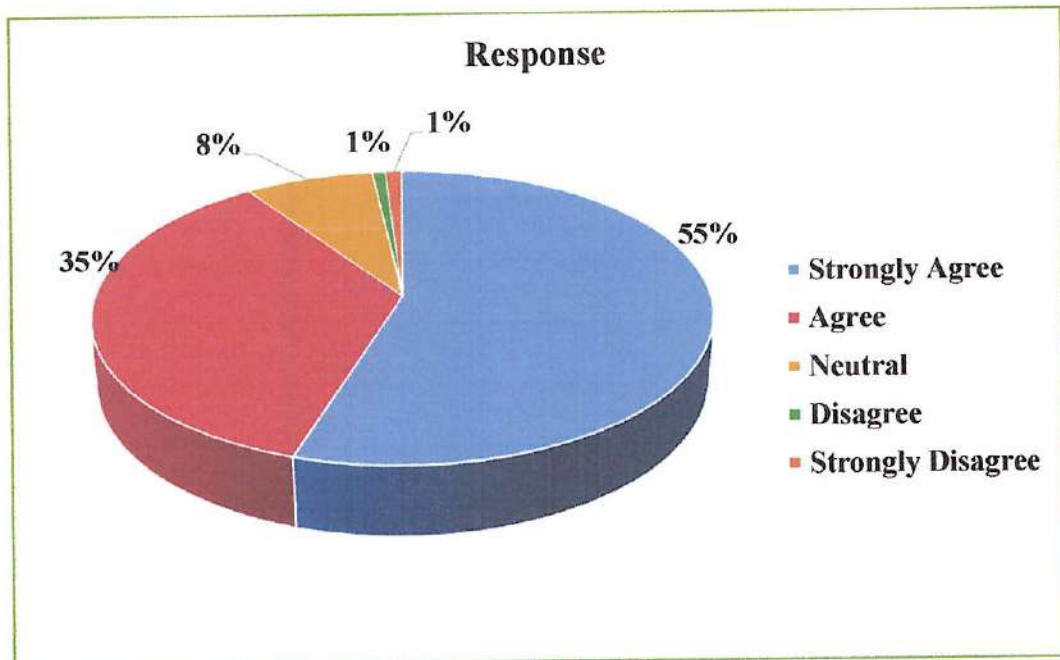
7. The institute takes active interest in promoting internship, student exchange, field visit opportunities for students.



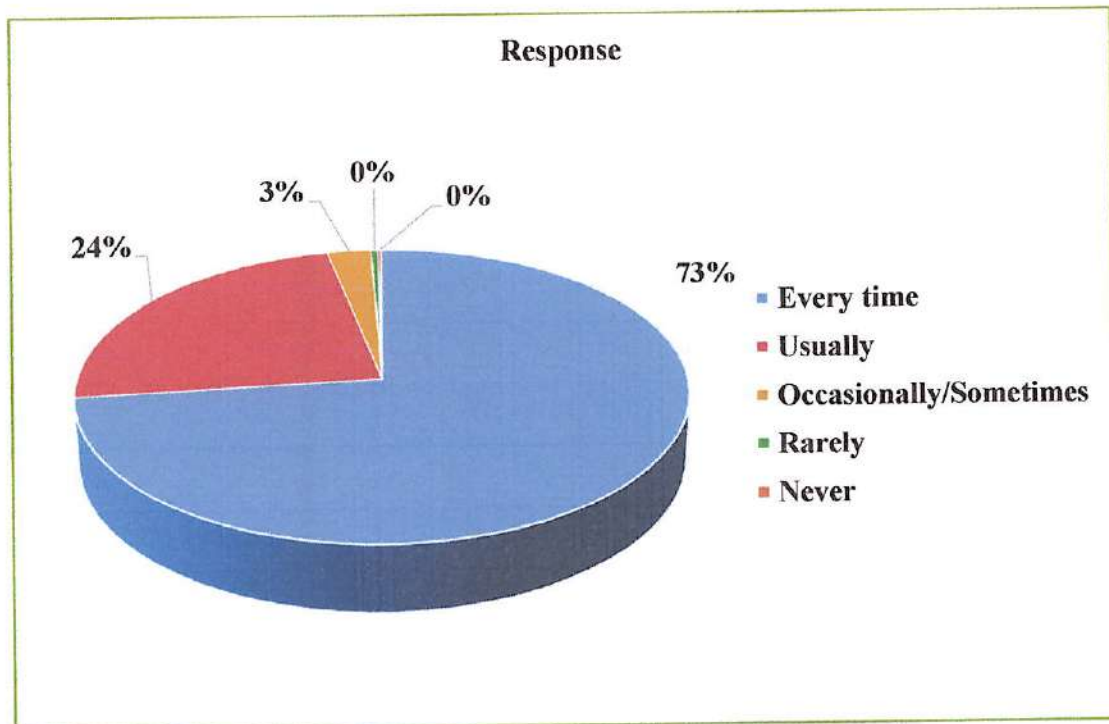
8. The teaching and mentoring process in your institution facilitates you in cognitive, social and emotional growth.



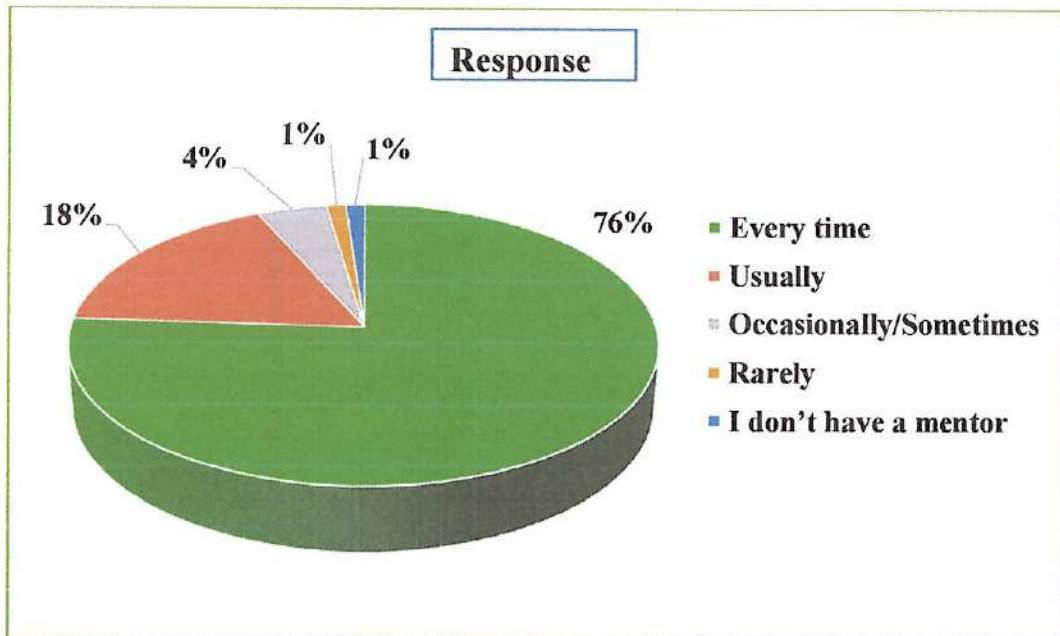
9. The institution provides multiple opportunities to learn and grow.



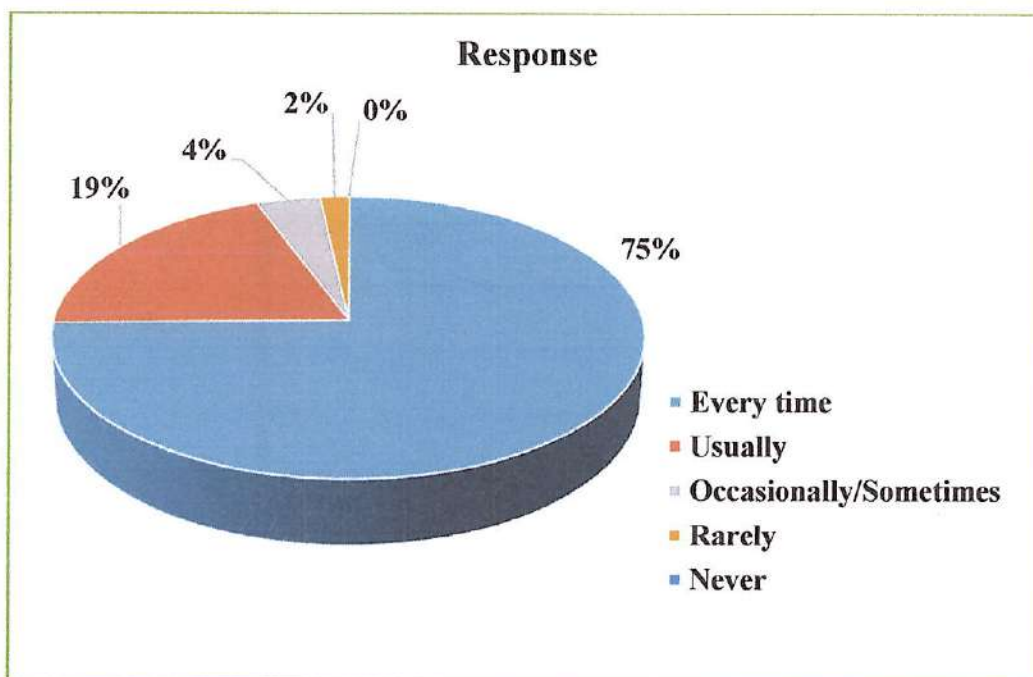
10. Teachers inform you about your expected competencies, course outcomes and programme outcomes



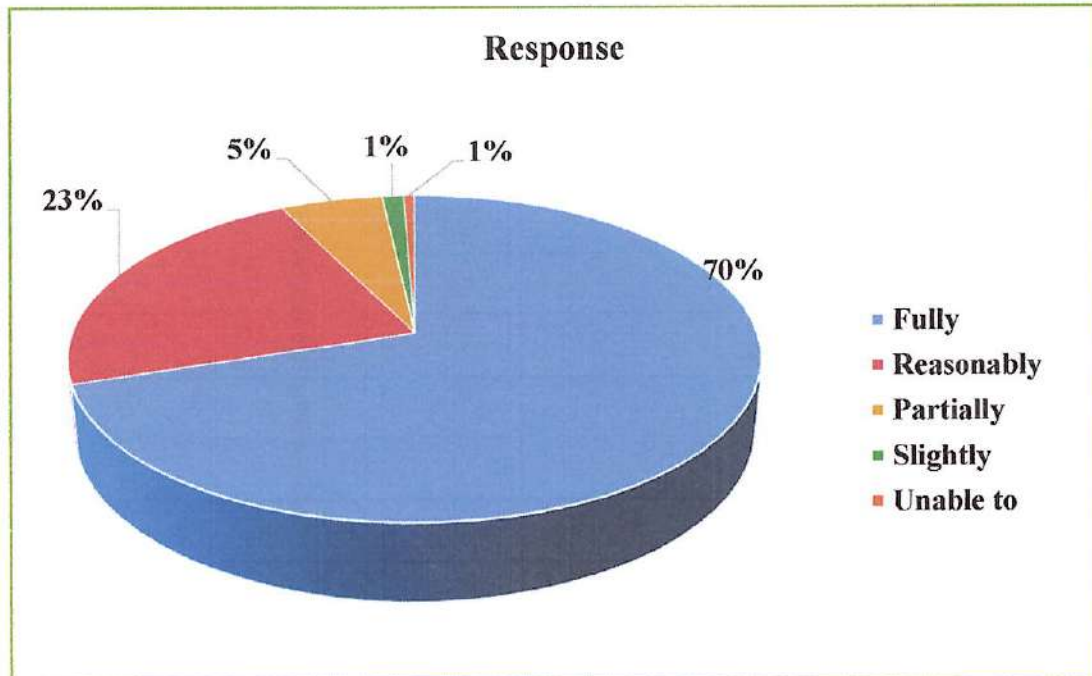
11. Your mentor does a necessary follow-up with an assigned task to you.



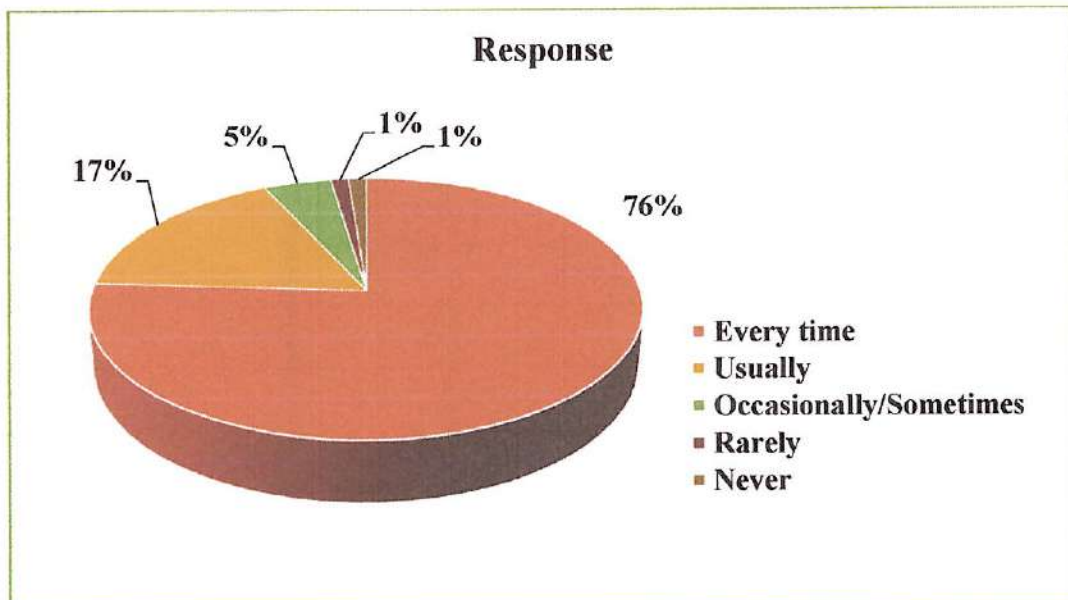
12. The teachers illustrate the concepts through examples and applications.



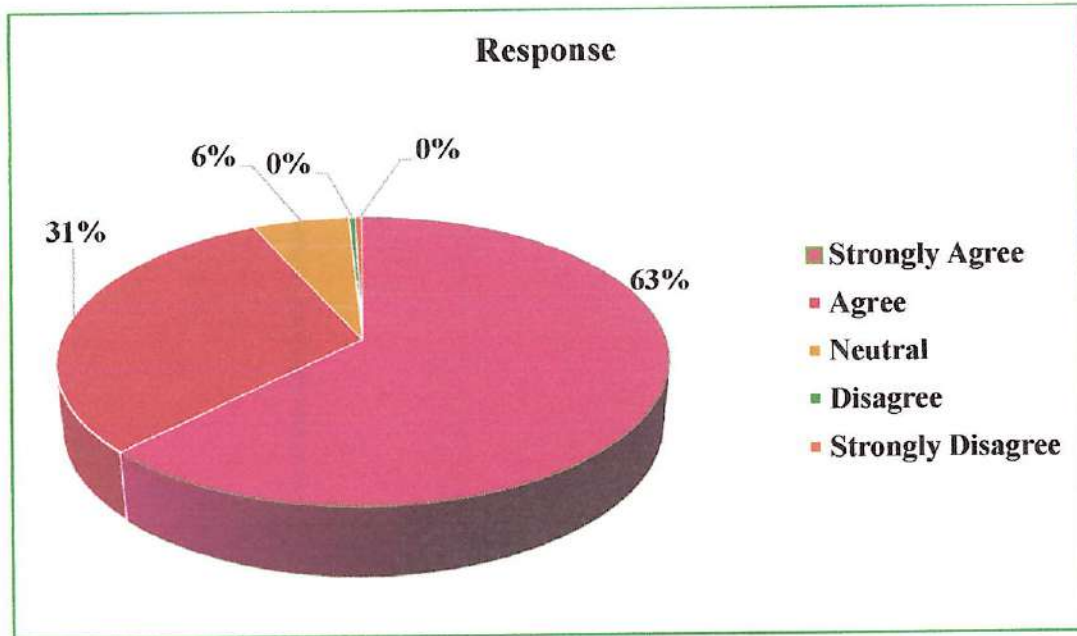
13. The teachers identify your strengths and encourage you with providing right level of challenges.



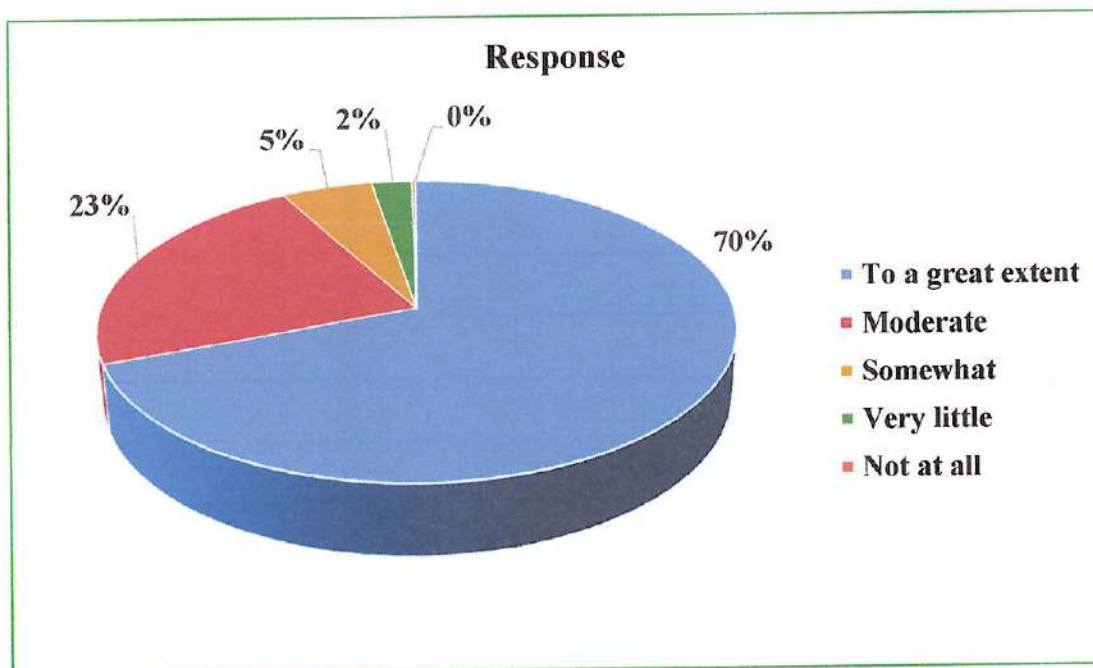
14. Teachers are able to identify your weaknesses and help you to overcome them.



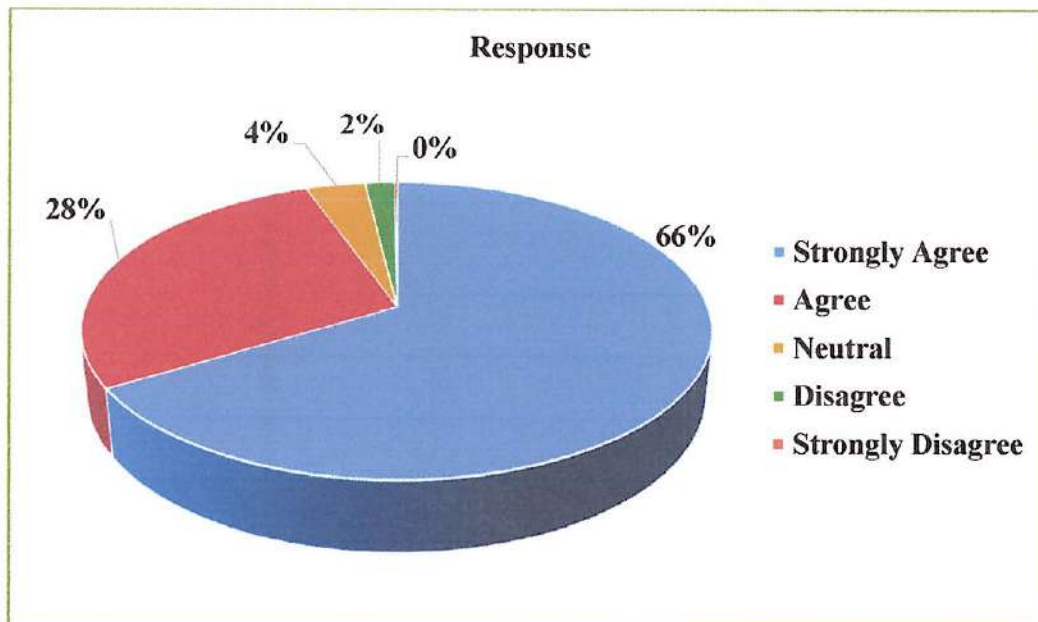
15. The institution makes effort to engage students in the monitoring, review and continuous quality improvement of the teaching learning process



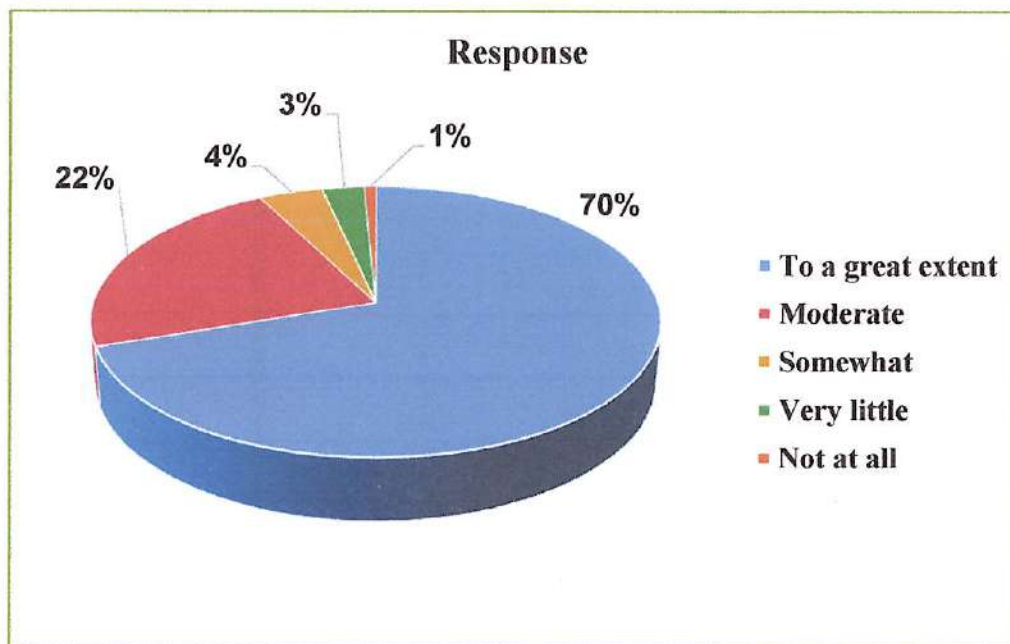
16. The institute/ teachers use student centric methods, such as experiential learning, participative learning and problem solving methodologies for enhancing learning experiences.



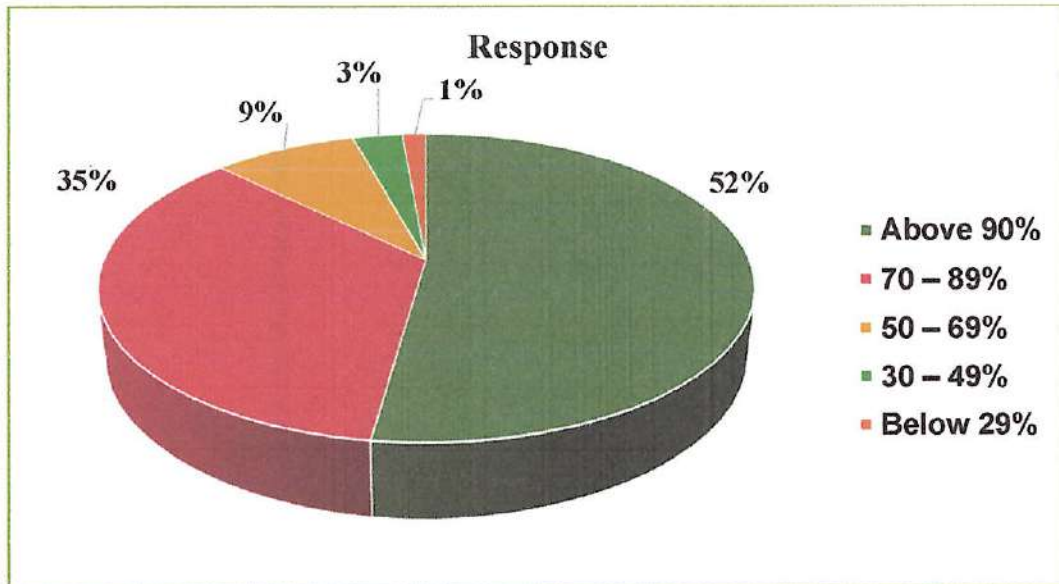
17. Teachers encourage you to participate in extracurricular activities.



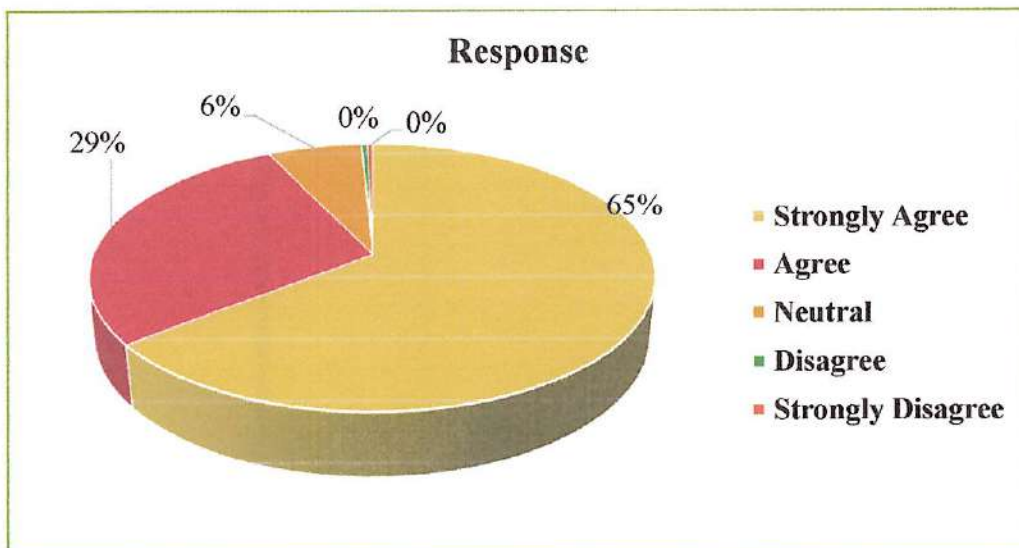
18. Efforts are made by the institute/ teachers to inculcate soft skills, life skills and employability skills to make you ready for the world of work.



19. What percentage of teachers use ICT tools such as LCD projector, Multimedia, etc. while teaching



20. The overall quality of teaching-learning process in your institute is very good.



21. Provide observation / suggestions to improve the overall teaching – learning experience in your institution.

1) There should be field visits.

2) projects, games, activities should be undertaken to make teaching interesting.

3) More books, canteen facility and Gym should make available.

4) There should be focus on soft skills.

5) Case study and assignments should be included.



Student Satisfaction Survey: Analysis of Students' Responses (660)

Feedback about Department

Sr.No	Question No	Response				Total response
		Excellent	Good	Satisfactory	Unsatisfactory	
1	Teaching process	410	222	28	00	660
2	Departmental Library	379	249	31	01	660
3	Class / Laboratory facility	316	268	70	06	660
4	Support of Department	400	227	33	00	660
5	Computer, Internet ICT enable resource	403	225	32	00	660

Feedback about College

1	Support from office and Administrative staff	367	262	30	01	660
2	Discipline / Security in college premises	402	235	20	03	660
3	Cleanliness of class rooms and campus	386	231	40	03	660
4	Competitive examinations guidance	398	227	35	00	660
5	Career oriented / Short term courses	382	243	32	03	660
6	Other Activities	386	246	28	00	660
7	Drinking water facility	368	237	47	08	660
8	Hostel facility	370	244	41	05	660
9	Library facility	424	211	24	01	660
10	Toilet and Sanitary facility	358	246	50	06	660
11	Canteen facility	183	196	147	134	660
12	Sport facility	365	235	55	05	660
13	Parking facility	343	261	53	03	660
14	Earn & Learn scheme	358	248	51	03	660

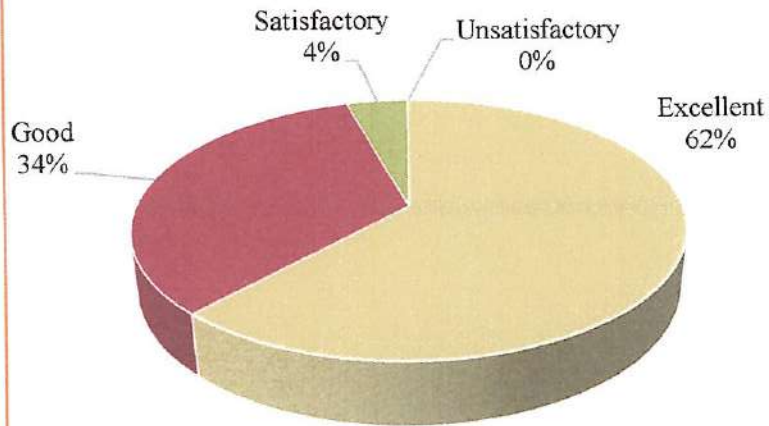
Student Satisfaction Survey: Student Responses Analysis in %

Feedback about Department		Response in %				
Sr.No	Question No.	Excellent	Good	Satisfactory	Unsatisfactory	Total Average
1	Teaching process	62.1	33.6	4.2	0.0	100
2	Departmental Library	57.4	37.7	4.7	0.2	100
3	Class / Laboratory facility	47.9	40.6	10.6	0.9	100
4	Support of Department	60.6	34.4	5.0	0.0	100
5	Computer, Internet ICT enable resource	61.1	34.1	4.8	0.0	100
Feedback about College						
1	Support from office and Administrative staff	55.6	39.7	4.5	0.2	100
2	Discipline / Security in college premises	60.9	35.6	3.0	0.5	100
3	Cleanliness of class rooms and campus	58.5	35.0	6.1	0.5	100
4	Competitive examinations guidance	60.3	34.4	5.3	0.0	100
5	Career oriented / Short term courses / Skill development programmes	57.9	36.8	4.8	0.5	100
6	Other Activities	58.5	37.3	4.2	0.0	100
7	Drinking water facility	55.8	35.9	7.1	1.2	100
8	Hostel facility	56.1	37.0	6.2	0.8	100
9	Library facility	64.2	32.0	3.6	0.2	100
10	Toilet and Sanitary facility	54.2	37.3	7.6	0.9	100
11	Canteen facility	27.7	29.7	22.3	20.3	100
12	Sport facility	55.3	35.6	8.3	0.8	100
13	Parking facility	52.0	39.5	8.0	0.5	100
14	Earn & Learn scheme	54.2	37.6	7.7	0.5	100

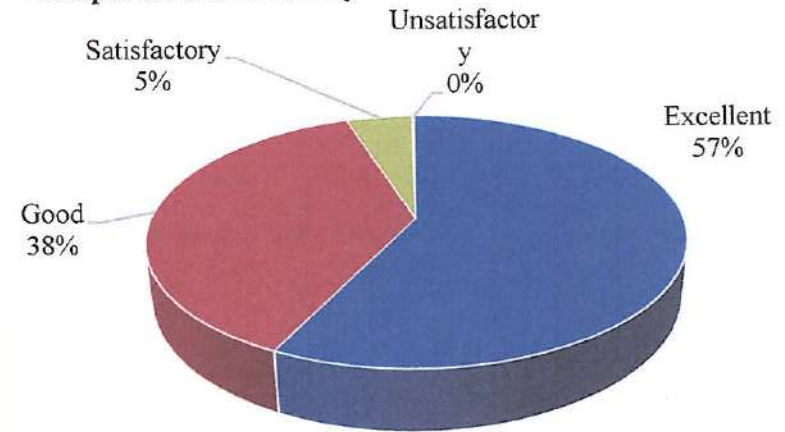
Graphical Analysis of Student Satisfaction Survey

Student Feedback about Department

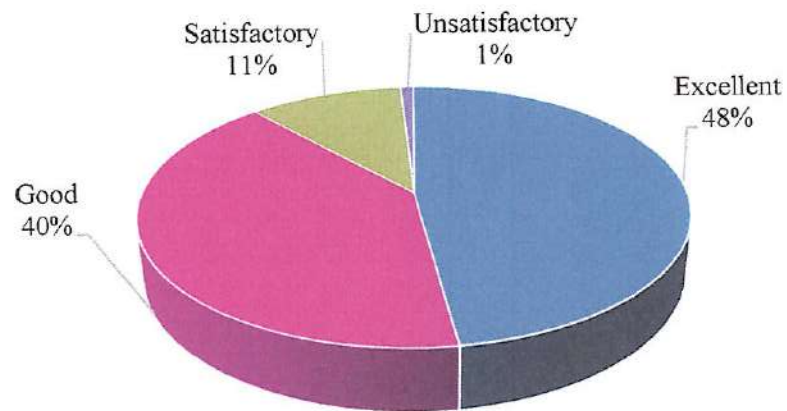
1. Teaching Pross



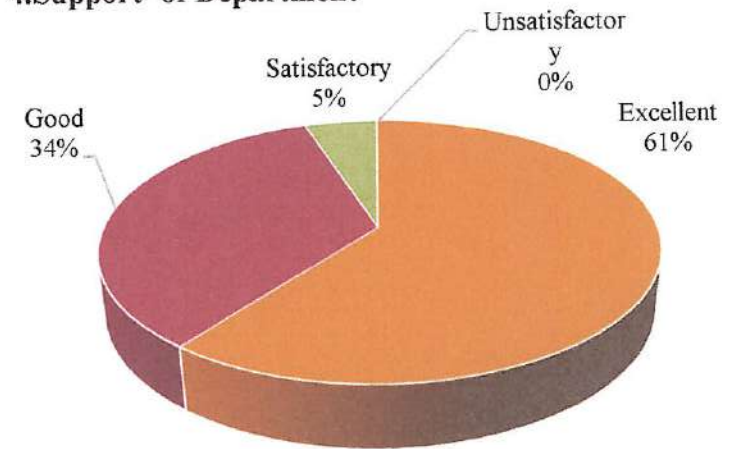
2. Departmental Library



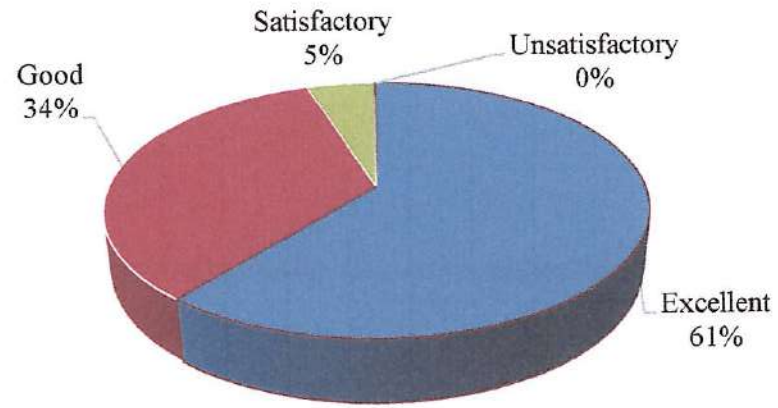
3. Class /Laboratory Facility



4. Support of Department



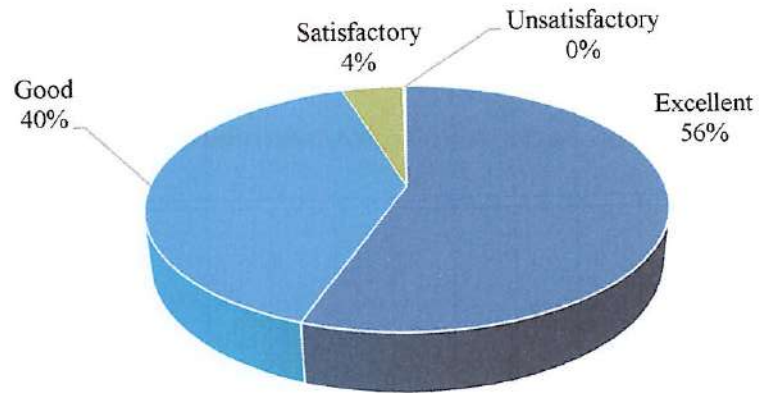
5.Computer ,Internet ICT enable resource



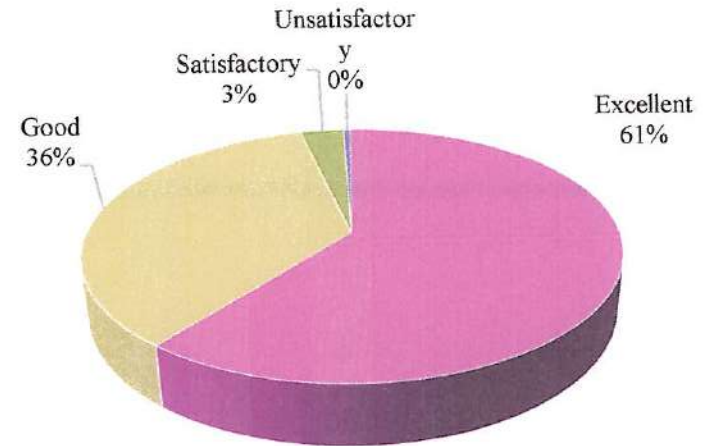
Student Satisfaction Survey

Feedback about College

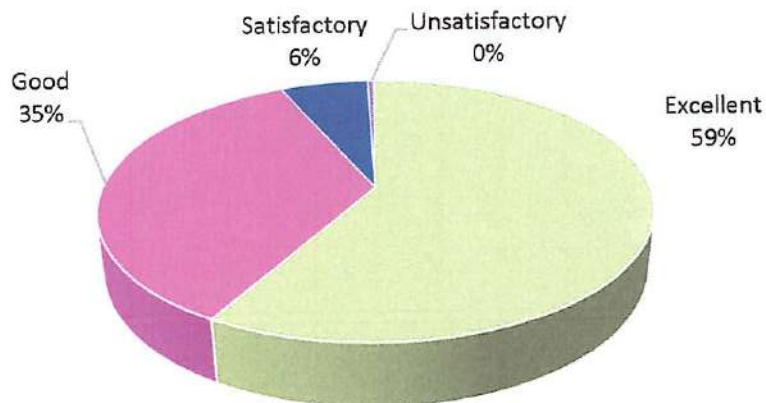
1 Support from office and Administrative staff



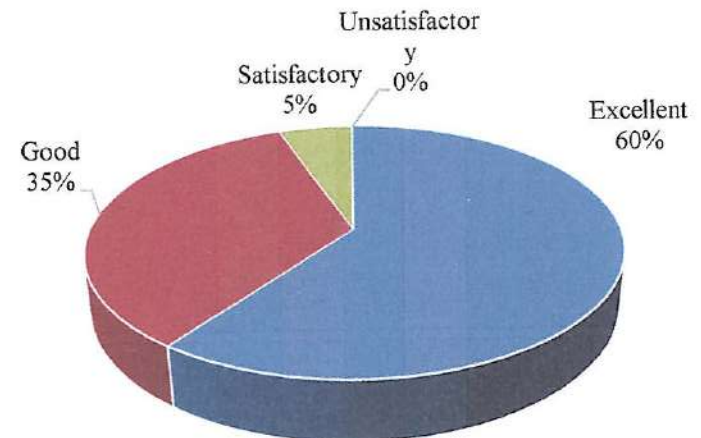
2. Discipline /Security in College premises



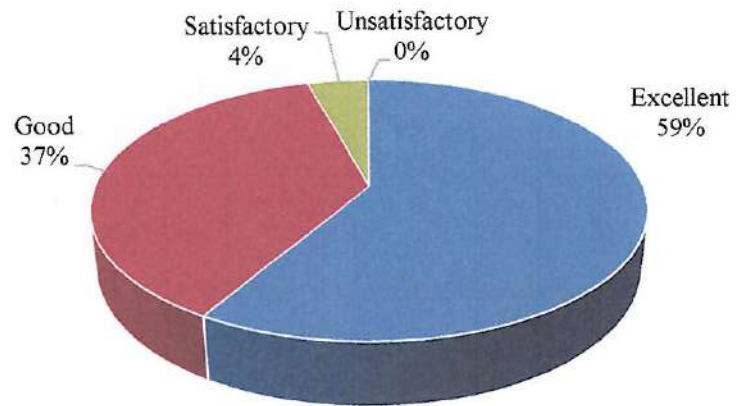
3. Cleansess of Class rooms and Campus



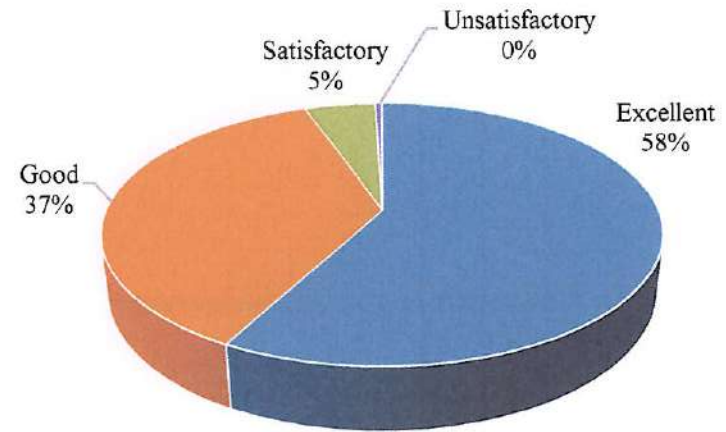
4. Competitive Exam Guidance



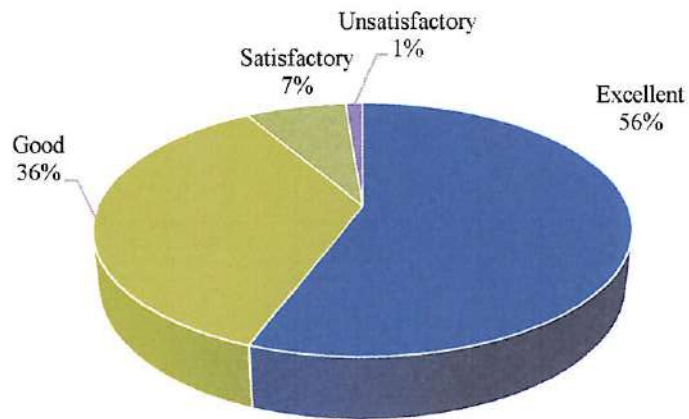
6. Career Oriented /Short Term Course



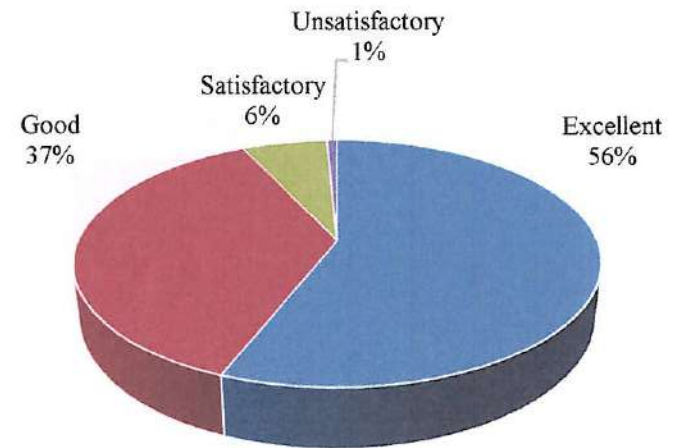
5. Career oriented / Short term courses / Skill development programmes



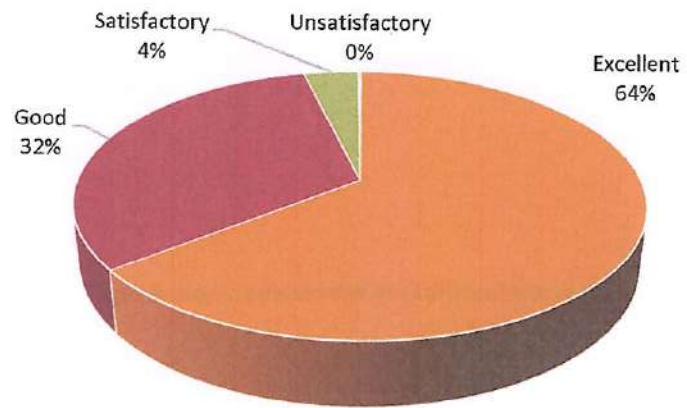
7. Drinking Water facility



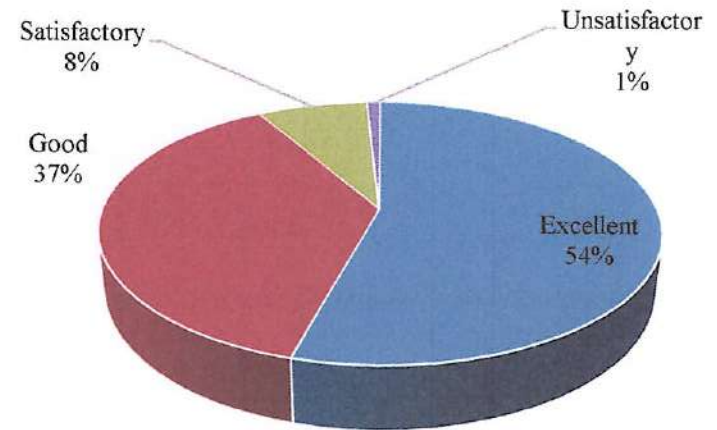
8. Hostel facility



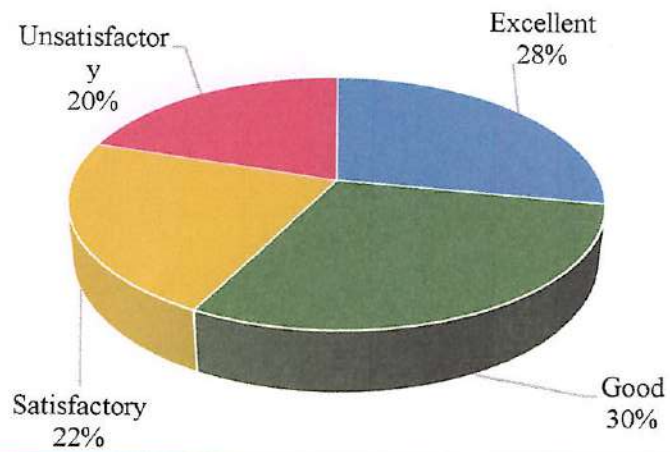
9. Library facility



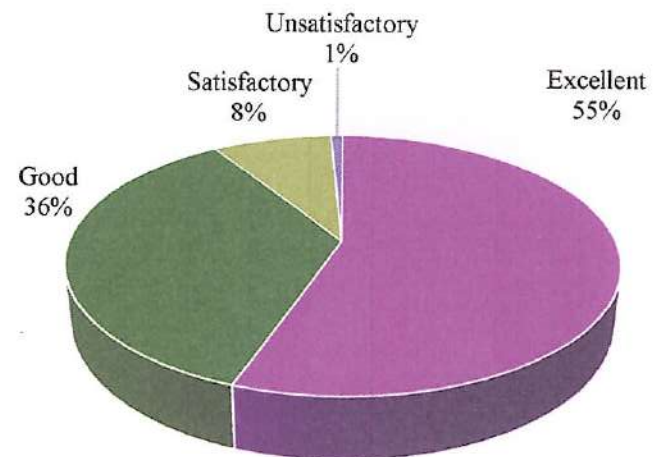
10. Toilet and Sanitary facility



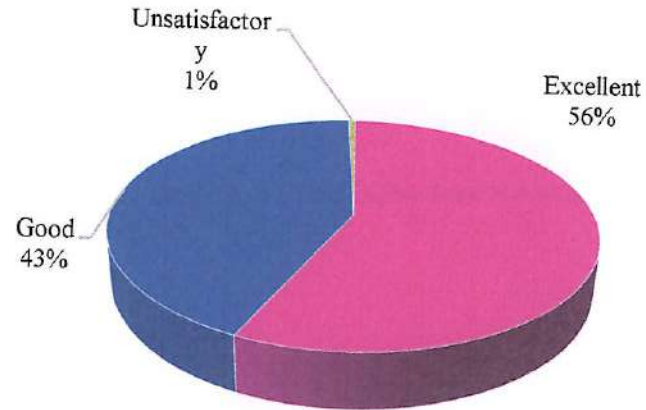
11. Canteen facility



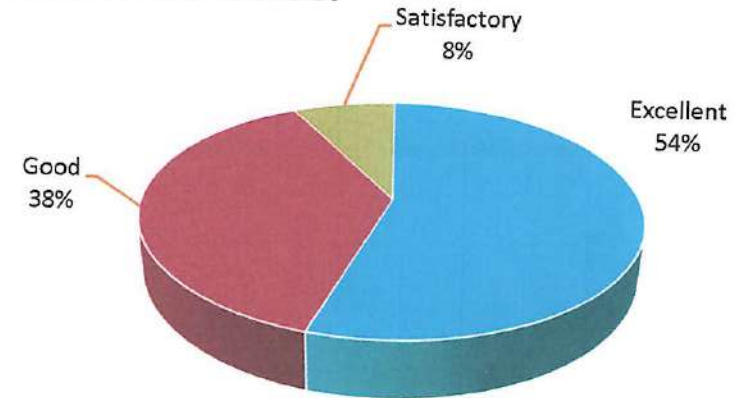
12. Sports facility



13. Parking facility



14. Earn & Learn scheme



J. Phule
IQAC
Co-ordinator

Savitribai Phule
Principal
Savitribai Phule Mahila Mahavidyalaya
SATARA.....

